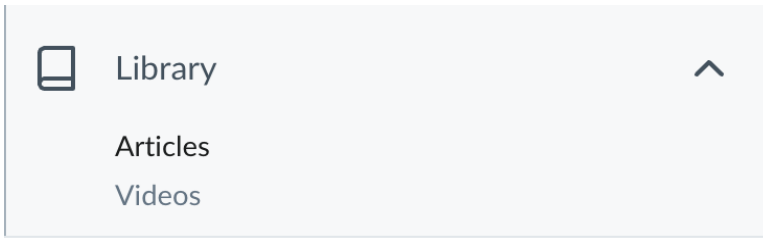
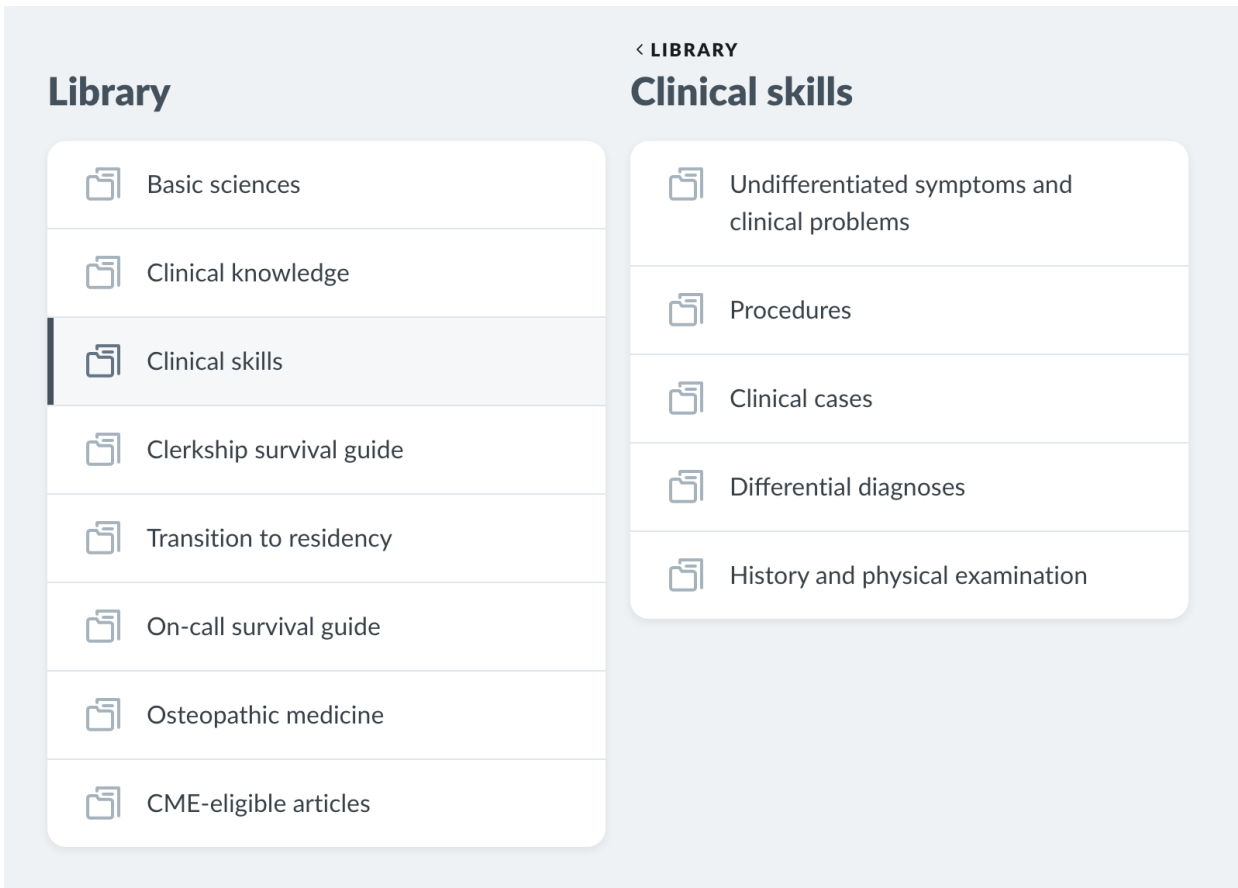


## How to learn about, prepare and practice clinical & practical skills



Open up the Library on the left side of the dashboard. Click on [Articles](#). Choose "[Clinical Skills](#)".



You can now choose between different resources.

- 1) [History and physical examination](#): Here you can read up on history taking and physical examinations. Step by step, you can learn how to approach an examination and what needs to be taken into consideration in each respective body system.

< LIBRARY

## Clinical skills

- Undifferentiated symptoms and clinical problems
- Procedures
- Clinical cases
- Differential diagnoses
- History and physical examination**

## History and physical examination

- Medical history
- Physical examination
- Mental status examination
- Neurological examination
- Head and neck examination
- Examination of the eye
- Orthopedic examination findings
- Orthopedic shoulder examination

## Physical examination

Last edited: Jul 21, 2022  
[Content policy](#)

☐ Learned

Summary	▼
Approach	▼
Systems	▼
↳ General appearance	▼
↳ Vital signs and measurements	▼
↳ Skin and nails	▼
↳ Head, eyes, ears, nose, throat (HEENT)	▼
↳ Lymphatics	▼
↳ Heart	▼
↳ Lungs and chest wall	▼
↳ Abdomen	▼
↳ Pelvic	▼
↳ Neurological	▼
↳ Musculoskeletal	▼
↳ Breast	▼

- 2) [Clinical cases](#): This is where you can practise what you have learnt. After reading "[Tips and tricks for clinical skills exams](#)", you will find 40 clinical cases which you can use to roleplay with your fellow students or by yourself and practise different scenarios just like during OSCE/CPSA. You will find "Examinee Instructions", the "Patient Encounter" (including "Focused History", "Focused Physical Examination" and "Communication and Interpersonal Skills"), the "[Patient Note](#)", where you can take notes on your approach & findings, and "Further Discussion" with background information and tips. You will be guided through the case with check boxes so you don't miss anything that needs to be covered. There is video material throughout the cases to give you examples on how to examine correctly.

< LIBRARY


## Clinical skills

- Undifferentiated symptoms and clinical problems
- Procedures
- Clinical cases**
- Differential diagnoses
- History and physical examination


## Clinical cases

- Tips and tricks for clinical skills exams
- Case 1: Abdominal pain
- Case 2: Abdominal pain
- Case 3: Abdominal pain
- Case 4: Vaginal bleeding
- Case 5: Nausea
- Case 6: Pelvic pain
- Case 7: Toddler with a cough and fever


Case 1: Abdominal pain > Patient encounter > Focused physical examination



Murphy's sign



Murphy Sign - Clinical Examination



Examination of the Abdomen - Clinical...

- 3) **Procedures:** Here you find articles on different procedures such as [nasogastric tube placement](#) etc, including graphics, photographs and videos. During medical studies, this is most relevant for procedures needed for placements/rotations, i.e. peripheral venous access, wound treatment, local anaesthesia.

< LIBRARY

Clinical skills

Undifferentiated symptoms and clinical problems

Procedures

Clinical cases

Differential diagnoses

History and physical examination

Procedures

Airway management

Cricothyrotomy

Peripheral venous access

Central venous access

Intraosseous access

Arterial access

Transcutaneous pacing (Management of bradycardia)

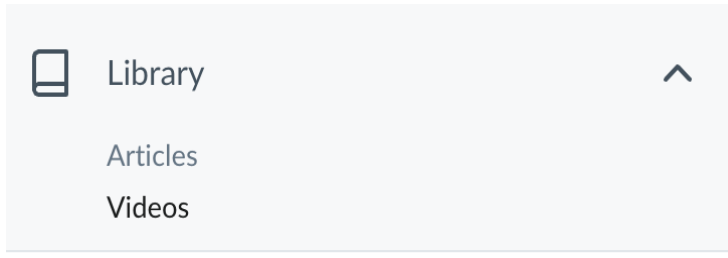
Pericardiocentesis

Thoracentesis

Paracentesis

Chest tube placement

Local anesthesia



Open up the Library on the left side of the dashboard. Click on [Videos](#).

Now you can choose between different types. For OSCE preparation, “[Physical examination](#)” and “[Practical skills and procedures](#)” are most beneficial.

## Videos

For a quick refresher on a disease, topic, or clinical skill, here's an overview of AMBOSS' medical videos. Each of these videos can also be found via AMBOSS search and in their respective Library articles.

 Chalk Talk

 Physical examination

 Practical skills and procedures

 Animations

 3D Anatomy


#### 4) [Physical examination](#)

**Physical examination videos**
  
Head, eyes, ears, nose, throat (HEENT)
  
Thyroid examination and lymph node examination
  
Weber test and Rinne test
  
  
Internal medicine
  
Heart
  
Heart examination
  
Arterial examination
  
Venous examination
  
  
Lungs
  
Lung examination
  
  
Abdomen
  
Abdominal examination
  
Spleen and liver examination
  
Kidney examination
  
  
Neurology
  
Vertigo maneuvers (HINTS exam)
  
Nystagmus
  
Saccades
  
Ocular bobbing
  
Vestibuloocular reflex
  
Skew deviation
  
Benign paroxysmal positional vertigo (BPPV)
  
Gaze palsies

My highlighting ☒ High-yield ☐ Key exam info ☐
  
**Physical examination videos**
  
Head, eyes, ears, nose, throat (HEENT)
  
Internal medicine
  
↳ Heart
  
↳ Lungs
  
↳ Abdomen
  
Neurology
  
Pediatrics
  
Orthopedics

You will find videos showing different techniques of examination as well as explanatory videos for different examination findings (pathologies).

## Heart examination


  

  
Cardiovascular Examination - Clinical...
  
  

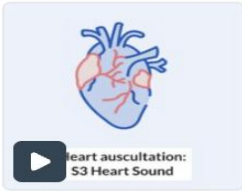
### Auscultation findings


  
See also "[Cardiac auscultation.](#)"
  
  

### Split S2, S3 and S4 heart sound (S3 and S4 gallop)


  
Animation: Heart auscultation - Physiological S2...



  
Animation: Heart auscultation - S3 heart sound (S3...



  
Animation: Heart auscultation - S4 heart sound (S4...

### Aortic stenosis and aortic regurgitation





5) [Practical skills and procedures](#)

## Practical skills and procedures

Practical skills

Point-of-care ultrasound

You will find videos on everyday practical skills and procedures.

## Practical skills and procedures

### Practical skills

#### Measuring blood pressure and vital



Measuring Blood Pressure -  
Measuring

#### Vaccine administration



Clinical Skills:  
Administering  
Vaccinations

## Local anesthesia infiltration



Local anesthesia for wound repair

Local anesthesia for wound repair | AMBOSS



Single-point local anesthesia infiltration

Single-point local anesthesia infiltration | AMBOSS

#### Lumbar puncture



Lumbar puncture procedure

6) [Auscultation topics](#)

A physical examination technique that involves listening to internal sounds of the body (e.g., heart, lung, and bowel sounds), typically using a stethoscope. The sound-based videos allow you to listen to the sounds the heart or lungs make based on the location of the stethoscope. There are around 40 of these videos and animations within AMBOSS

[Cardiovascular examination](#)

[Pulmonary examination](#)

Cardiovascular examination

Last edited: May 09, 2025

Content policy

QBank Session

Learned

High-yield

Standard

Key exam info off

MediCoach

BETA

Summary

History and general examination

Blood pressure

Jugular venous pressure

Pulses

Chest inspection

Cardiac palpation

Chest percussion

Cardiac auscultation

Heart sounds

Heart murmurs

Diagnostics

Pulmonary examination

Last edited: Apr 14, 2025

Content policy

QBank Session

Learned

High-yield

Standard

Key exam info off

MediCoach

BETA

Summary

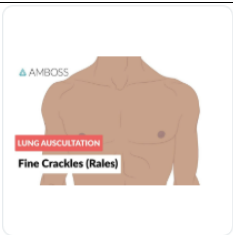


Inspection

Palpation

Percussion

Auscultation

[Links to sound-based videos and animations](#), samples below (click)

<div></div> <div><div>VIDEO</div><div>Fine Crackles (Rales) - Lung Auscultation -...</div></div>	<div></div> <div><div>VIDEO</div><div>S3 Heart Sound (S3 Gallop) - Heart Auscultation -...</div></div>	<div></div> <div><div>VIDEO</div><div>Animation: Heart auscultation - Mitral...</div></div>
---	---	--